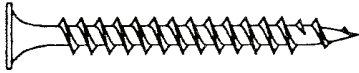





## DRYWALL & MULTI-PURPOSE SCREWS

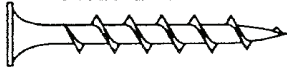
### BUGLE PHILLIPS



### LONG SIZE




### COARSE THREAD




### PAN FRAMING



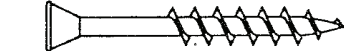
### K-LATH



### LAMINATING



### TRIM HEAD

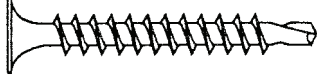


PART	SIZE	NO/ CTN	WT/ CTN	APPLICATIONS
01F 02F 03F 04F 05S 06S 07S 08S	6X1 6X1-1/8 6X1-1/4 6X1-5/8 6X2 6X2-1/4 7X2-1/2 8X3	10M 10M 8M 5M 3.5M 3M 2.5M 2M	32 33 30 23 21 20 21 23	Drywall screws for attaching Gypsum drywall to metal studs from 20ga—25ga.
150 151 152 153	10X3-3/4 10X4-1/2 10X5 10X6	1M .75M .75M .5M	19 16 19 16	Long fastener for multiple layers, including insulation and accessories.
01C 02C 03C 04C 05C 06C 07C 08C	6X1 6X1-1/8 6X1-1/4 6X1-5/8 6X2 6X2-1/4 7X2-1/2 8X3	10M 10M 8M 5M 3.5M 3M 2.5M 2M	31 34 29 25 20 21 21 24	Drywall screws for attaching Gypsum drywall to 25ga metal studs and attaching Gypsum to wood studs.
38S 40	6X7/16 7X7/16	10M 10M	28 28	Steel stud framing screw for attaching stud to track up to 20ga.
70K 71 72K 73	8X1/2 8X3/4 8X1 8X1-1/4	10M 10M 8M 6M	33 43 41 37	Framing screws for attaching wire lath, k-lath to 20ga. Steel studs.
04	10X1-1/2	5M	39	"G" screw for attaching gypsum to gypsum
18 20 18S 20S 21S	6X1-5/8 6X2-1/4 6X1-5/8 6X2-1/4 8X3	5M 3M 5M 3M 2M	22 20 22 19 26	Trim head screws for attaching wood trim and base trim to 25ga studs.

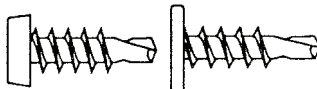
TITAN Fastening Systems drywall screws meet or exceeds ASTM C1002

## SELF DRILLING SCREWS

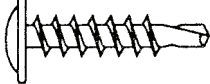
### BUGLE PHILLIPS



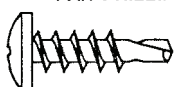
### PAN FRAMING PANCAKE FRAMING



### K-LATH



### PAN PHILLIPS



### HEX WASHER HEAD



22 22A 24 26 28 32 34 36	6X1 6X1-1/8 6X1-1/4 6X1-5/8 6X1-7/8 8X2-3/8 8X2-5/8 8X3	10M 10M 8M 5M 4M 2.5M 1.6M 1.4M	32 34 30 25 21 20 16 18	Drywall screws for attaching Gypsum drywall, plywood, insulation board to metal studs to 14ga.
46 70F	7X7/16 10X5/8	10M 7.5M	27 39	Steel stud framing screw for attaching stud to track up to 14ga.
60 62 64 66 67	8X1/2 8X3/4 8X1 8X1-1/4 8X1-5/8	10M 10M 8M 6M 4M	35 47 47 40 35	Framing screws for attaching wire lath, k-lath to 14ga. Steel studs.
48 72 74 68 70 76 78	8X1/2 8X3/4 8X1 10X1/2 10X5/8 10X3/4 10X1	10M 10M 8M 8.5 7.5 6.5 5M	33 40 41 39 36 38 35	Steel stud framing screw for attaching up to 14ga studs to track to door frames, light boxes to studs, etc.,
50 42 52 54 90 44 56 58	8X1/2 8X5/8 8X3/4 8X1 10X1/2 10X5/8 10X3/4 10X1	10M 10M 10M 8M 8.5M 7.5M 6.5M 5M	37 40 47 44 49 47 46 42	Steel stud framing screw for attaching up to 14ga studs to track to door frames, light boxes to studs, etc.,

TITAN Fastening Systems self drilling screws meet or exceeds ASTM C954

TITANGUARD® 1500 Series is an acid-resistant, pore-sealing agent chosen to resist corrosive elements.

- Resistant up to 1,500 hours of Salt Spray Tests ASTM B-117
- Resistant to 15 cycles of Acid Rain Test DIN 50018, SFW 2.0L
- All Zinc-plated screws conform to ASTM B-633

All products manufactured for TITAN Fastening Systems are of a non-chemically hazardous nature.